

Statement Showing Shareholding Pattern


Name of the Company :		Scrip Code :		Quarter Ended :		MARCH 2009		Shares Pledged or otherwise encumbered	
Category	Category of Shareholder	Number of Shares	Total number of shares	Number of shares held in dematerialized form	Total shareholding as a percentage of total	As a percentage of (A+B) <sup>1</sup>	As a percentage of (A+B+C)	Number of shares	As a percentage
(A)	Shareholding of Promoter and Promoter Group <sup>2</sup>								
1	Indian		923100	923100	24.19	24.19	0	0.00	
(a)	Individuals/ Hindu Undivided Family								
(b)	Central Government/ State Government(s)								
(c)	Bodies Corporate	1	150000	150000	3.93	3.93	0	0.00	
(d)	Financial Institutions/ Banks								
(e)	Any Others(Specify)								
(e-i)									
(e-ii)									
	<b>Sub Total(A)(1)</b>	<b>3</b>	<b>1073100</b>	<b>1073100</b>	<b>28.12</b>	<b>28.12</b>	<b>0</b>	<b>0</b>	
<b>2</b>	<b>Foreign</b>								
a	Individuals (Non-Residents Individuals/ Foreign Individuals)	0	0	0	0.00	0.00	0	0.00	
b	Bodies Corporate	0	0	0	0.00	0.00	0	0.00	
c	Institutions	0	0	0	0.00	0.00	0	0.00	
d	Any Others(Specify)								
d-i									
d-ii									
	<b>Sub Total(A)(2)</b>	<b>0</b>	<b>0</b>	<b>0</b>	<b>0</b>	<b>0</b>	<b>0</b>	<b>0</b>	
	<b>Total Shareholding of Promoter and Promoter Group (A) = (A)(1)+(A)(2)</b>	<b>3</b>	<b>1073100</b>	<b>1073100</b>	<b>28.12</b>	<b>28.12</b>	<b>0</b>	<b>0</b>	

For ELANGO INDUSTRIES LIMITED  
  
 Director

(B) Public shareholding		I		II		III		IV		V		VI		VII	
I Institutions		II		III		IV		V		VI		VII		VIII	
(a)	Mutual Funds/ UTI	0	0	0	0	0.00	0.00	0	0	0.00	0.00	0	0	0.00	0.00
(b)	Financial Institutions / Banks	0	0	0	0	0.00	0.00	0	0	0.00	0.00	0	0	0.00	0.00
(c)	Central Government/ State Government(s)	0	0	0	0	0.00	0.00	0	0	0.00	0.00	0	0	0.00	0.00
(d)	Venture Capital Funds	0	0	0	0	0.00	0.00	0	0	0.00	0.00	0	0	0.00	0.00
(e)	Insurance Companies	0	0	0	0	0.00	0.00	0	0	0.00	0.00	0	0	0.00	0.00
(f)	Foreign Institutional Investors	0	0	0	0	0.00	0.00	0	0	0.00	0.00	0	0	0.00	0.00
(g)	Foreign Venture Capital Investors	0	0	0	0	0.00	0.00	0	0	0.00	0.00	0	0	0.00	0.00
(h)	Any Other (specify)	0	0	0	0	0.00	0.00	0	0	0.00	0.00	0	0	0.00	0.00
(h-i)															
(h-ii)															
	Sub-Total (B)(1)	0	0	0	0	0.00	0.00	0	0	0.00	0.00	0	0	0.00	0.00
<b>B 2 Non-institutions</b>															
(a)	Bodies Corporate	22	202304	202304	5.30	5.30	0	0.00	0.00	0	0	0.00	0.00	0	0.00
(b)	Individuals														
	Individuals - i. Individual shareholders holding nominal share capital up to Rs 1 lakh	8374	2197096	295171	57.57	57.57	0	0.00	0.00	0	0	0.00	0.00	0	0.00
II	ii. Individual shareholders holding nominal share capital in excess of Rs. 1 lakh.	9	343600	0	9.00	9.00	0	0.00	0.00	0	0	0.00	0.00	0	0.00
(c)	Any Other (specify)	0	0	0	0.00	0.00	0	0.00	0.00	0	0	0.00	0.00	0	0.00
(c-i)															
(c-ii)															
	Sub-Total (B)(2)	8405	2743000	497475	71.88	71.88	0	0.00	0.00	0	0	0.00	0.00	0	0.00
(B)	Total Public Shareholding (B)= (B)(1)+(B)(2)	8405	2743000	497475	71.88	71.88	0	0.00	0.00	0	0	0.00	0.00	0	0.00
	TOTAL (A)+(B)	8408	3816100	1570575	100	100	0	0.00	0.00	0	0	0.00	0.00	0	0.00
(C)	Shares held by Custodians and against which Depository Receipts have been issued	0	0	0	0.00	0.00	0	0.00	0.00	0	0	0.00	0.00	0	0.00
	<b>GRAND TOTAL (A)+(B)+(C)</b>	<b>8408</b>	<b>3816100</b>	<b>1570575</b>	<b>100</b>	<b>100</b>	<b>0</b>	<b>0.00</b>	<b>0.00</b>	<b>0</b>	<b>0</b>	<b>0.00</b>	<b>0.00</b>	<b>0</b>	<b>0.00</b>

For ELANGO INDUSTRIES LIMITED

Sr.No	Notes
1	NRI Holding - 6 Share Holders held 1600 Shares in dematerialised form
2	
3	
4	
5	
6	
7	
8	
9	

**For ELANGO INDUSTRIES LIMITED**  
  
 Director






**(1)(d) Statement showing details of locked-in shares**

Sr. No.	Name of the shareholder	Number of locked-in shares	Locked-in shares as a percentage of total number of shares {i.e., Grand Total (A)+(B)+(C) indicated in Statement at para (1)(a) above}
1	S. Elangovan	573500	15.03
2	K.S. Shannugam	349600	9.16
3	EGPK Steels Limited	150000	3.93
4			
5			
6			
7			
8			
9			
<b>TOTAL</b>		<b>1073100</b>	<b>28.12</b>

**For ELANGO INDUSTRIES LIMITED**

  
Director

**(II)(a) Statement showing details of Depository Receipts (DRs)**

Sr. No.	Type of outstanding DR (ADRs, GDRs, SDRs, etc.)	Number of outstanding DRs	Number of shares underlying outstanding DRs	Shares underlying outstanding DRs as a percentage of total number of shares {i.e., Grand Total (A)+(B)+(C) indicated in Statement at para (I)(a) above}
1				
2				
3				
4				
5				
6				
7				
8				
9				
<b>TOTAL</b>				


**For ELANGO INDUSTRIES LIMITED**

*[Signature]*  
Director

(II)(b) Statement showing Holding of Depository Receipts (DRs), where underlying shares are in excess of 1% of the total number of shares

Sr. No.	Name of the DR Holder	Type of outstanding DR (ADRs, GDRs, SDRs, etc.)	Number of shares underlying outstanding DRs	Shares underlying outstanding DRs as a percentage of total number of shares {i.e., Grand Total (A)+(B)+(C) indicated in Statement at para (I)(a) above}
1				
2				
3				
4				
5				
6				
7				
8				
9				
<b>TOTAL</b>				

**For ELANGO INDUSTRIES LIMITED**

  
Director